





Annex to Solar Keymark Certificate						Licence Number		011-7S1322 F				
						Date issued		2015-03-18				
						Issued by		DINCERTCO				
Licence holder			DOMA Solartechnik GmbH			Country		Austria				
Brand (optional)						Web		www.domasolar.com				
Street, Number			Sonnenstrasse 1			E-mail		office@domasolar.com				
Postcode, City			AT-6822 Satteins			Tel		+43 5524 53530				
Collector Type						Flat plate collector						
Collector name		Gross height mm	Gross area (A _G) m ²	Gross length mm	Gross width mm	Aperture area (A _a) m ²	Power output per collector					
							G _b = 850 W/m ² , G _d = 150 W/m ² & u = 1.3 m/s ϑ _m - ϑ _a					
							0 K	10 K	30 K	50 K	70 K	100 K
							W	W	W	W	W	W
DOMA FLEX Holz												
1.135x3.075m		105	3.49	1'135	3'075	3.03	2'455	2'342	2'088	1'795	1'463	891
1.135x4.085m		105	4.64	1'135	4'085	4.03	3'261	3'112	2'774	2'385	1'943	1'184
1.135x5.095m		105	5.78	1'135	5'095	5.04	4'067	3'881	3'460	2'975	2'424	1'477
1.135x6.105m		105	6.93	1'135	6'105	6.05	4'874	4'651	4'146	3'564	2'905	1'770
1.135x7.115m		105	8.08	1'135	7'115	7.06	5'680	5'420	4'832	4'154	3'385	2'062
1.595x3.075m		105	4.90	1'595	3'075	4.36	3'450	3'292	2'935	2'523	2'056	1'253
1.595x4.085m		105	6.52	1'595	4'085	5.81	4'583	4'373	3'899	3'351	2'731	1'664
1.595x5.095m		105	8.13	1'595	5'095	7.26	5'716	5'454	4'863	4'180	3'406	2'075
1.595x6.105m		105	9.74	1'595	6'105	8.71	6'849	6'536	5'827	5'009	4'082	2'487
1.595x7.115m		105	11.35	1'595	7'115	10.17	7'982	7'617	6'791	5'837	4'757	2'898
2.055x3.075m		105	6.32	2'055	3'075	5.69	4'445	4'241	3'781	3'250	2'649	1'614
2.055x4.085m		105	8.39	2'055	4'085	7.58	5'905	5'634	5'023	4'318	3'519	2'144
2.055x5.095m		105	10.47	2'055	5'095	9.48	7'364	7'027	6'265	5'386	4'389	2'674
Customer-specific *												
Power output per m ² gross area							703	671	598	514	419	255
Performance parameters (related to A _G)		η ₀ , b	a1	a2	a3	a4	a5	a6	a7	a8	Kd	
Test results		0.713	3.08	0.014	0.000	0.00	3'606	0.000	0.00	0.0E+00	0.91	
Incidence angle modifier test method			Quasi dynamic - outdoor									
Incidence angle modifier		Angle	10°	20°	30°	40°	50°	60°	70°	80°	90°	
Transversal		K _{θT, coll}	1.00	1.00	0.99	0.98	0.95	0.88	0.75	0.50	0.00	
Longitudinal		K _{θL, coll}	1.00	1.00	0.99	0.98	0.95	0.88	0.75	0.50	0.00	
Heat transfer medium for testing						Water						
Flow rate for testing (per gross area, A _G)						dm/dt	0.020	kg/(sm ²)				
Maximum temperature difference during thermal performance test						(ϑ _m -ϑ _a) _{max}	70	K				
Standard stagnation temperature (G = 1000 W/m ² ; ϑ _a = 30 °C)						ϑ _{stg}	182	°C				
Maximum operating temperature						ϑ _{max op}	182	°C				
Maximum operating pressure						p _{max, op}	600	kPa				
Testing laboratory			AIT Austrian Institute of Technology GmbH			www.ait.ac.at						
Test report(s)			2.04.00752.1.0-LT 2.04.00752.1.0-QT						05.05.2010 19.07.2010			
Comments of testing laboratory						Datasheet version: 6.0, 2018-10-30						
* This collector type is also offered in customer-specific dimensions						 INSTITUT FÜR SOLARTECHNIK 						
DIN CERTCO • Alboinstraße 56 • 12103 Berlin, Germany Tel: +49 30 7562-1131 • Fax: +49 30 7562-1141 • E-Mail: info@dincertco.de • www.dincertco.de												



Annex to Solar Keymark Certificate						Licence Number		011-7S1322 F				
						Date issued		2015-03-18				
						Issued by		DINCERTCO				
Licence holder		DOMA Solartechnik GmbH				Country		Austria				
Brand (optional)						Web		www.domasolar.com				
Street, Number		Sonnenstrasse 1				E-mail		office@domasolar.com				
Postcode, City		AT-6822 Satteins				Tel		+43 5524 53530				
Collector Type						Flat plate collector						
Collector name		Gross height mm	Gross area (A _G) m ²	Gross length mm	Gross width mm	Aperture area (A _a) m ²	Power output per collector G _b = 850 W/m ² , G _d = 150 W/m ² & u = 1.3 m/s ϑ _m - ϑ _a					
							0 K W	10 K W	30 K W	50 K W	70 K W	100 K W
DOMA FLEX Holz												
2.055x6.105m		105	12.55	2'055	6'105	11.38	8'824	8'420	7'507	6'453	5'259	3'204
2.055x7.115m		105	14.62	2'055	7'115	13.27	13.27	10'284	9'813	8'749	7'521	6'129
2.515x3.075m		105	7.73	2'515	3'075	7.02	5'440	5'191	4'628	3'978	3'242	1'975
2.515x4.085m		105	10.27	2'515	4'085	9.36	7'226	6'895	6'148	5'285	4'307	2'624
2.515x5.095m		105	12.81	2'515	5'095	11.70	9'013	8'600	7'668	6'591	5'371	3'272
2.515x6.105m		105	15.35	2'515	6'105	14.04	10'800	10'305	9'187	7'898	6'436	3'921
2.515x7.115m		105	17.89	2'515	7'115	16.38	12'586	12'010	10'707	9'204	7'501	4'570
2.975x3.075m		105	9.15	2'975	3'075	8.35	6'435	6'140	5'474	4'706	3'835	2'336
2.975x4.085m		105	12.15	2'975	4'085	11.14	8'548	8'157	7'272	6'251	5'094	3'104
2.975x5.095m		105	15.16	2'975	5'095	13.92	10'661	10'173	9'070	7'797	6'354	3'871
2.975x6.105m		105	18.16	2'975	6'105	16.70	12'775	12'190	10'868	9'342	7'613	4'638
2.975x7.115m		105	21.17	2'975	7'115	19.49	14'888	14'207	12'666	10'888	8'873	5'406
Customer-specific *												
Power output per m ² gross area							703	671	598	514	419	255
Performance parameters (related to A _G)		η ₀ , b	a1	a2	a3	a4	a5	a6	a7	a8	Kd	
Test results		0.713	3.08	0.014	0.000	0.00	3'606	0.000	0.00	0.0E+00	0.91	
Incidence angle modifier test method			Quasi dynamic - outdoor									
Incidence angle modifier		Angle	10°	20°	30°	40°	50°	60°	70°	80°	90°	
Transversal		K _{θT, coll}	1.00	1.00	0.99	0.98	0.95	0.88	0.75	0.50	0.00	
Longitudinal		K _{θL, coll}	1.00	1.00	0.99	0.98	0.95	0.88	0.75	0.50	0.00	
Heat transfer medium for testing						Water						
Flow rate for testing (per gross area, A _G)						dm/dt	0.020	kg/(sm ²)				
Maximum temperature difference during thermal performance test						(ϑ _m -ϑ _a) _{max}	70	K				
Standard stagnation temperature (G = 1000 W/m ² ; ϑ _a = 30 °C)						ϑ _{stg}	182	°C				
Maximum operating temperature						ϑ _{max op}	182	°C				
Maximum operating pressure						p _{max, op}	600	kPa				
Testing laboratory		AIT Austrian Institute of Technology GmbH				www.ait.ac.at						
Test report(s)		2.04.00752.1.0-LT 2.04.00752.1.0-QT						05.05.2010 19.07.2010				
Comments of testing laboratory						Datasheet version: 6.0, 2018-10-30						
* This collector type is also offered in customer-specific dimensions						 INSTITUT FÜR SOLARTECHNIK 						
DIN CERTCO • Alboinstraße 56 • 12103 Berlin, Germany Tel: +49 30 7562-1131 • Fax: +49 30 7562-1141 • E-Mail: info@dincertco.de • www.dincertco.de												

